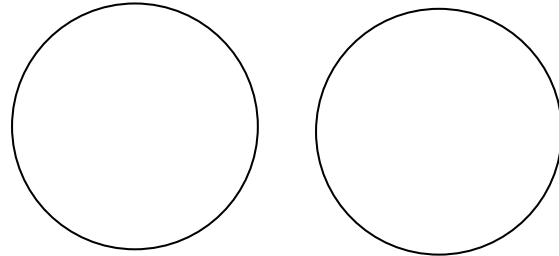


Print this page on the paper you are most comfortable coloring with Copics on. Please color the following objects and return this colored form electronically to us as a high-quality photo or scan. This page is required at time of application submission. I give you spaces per concept in case you make a mistake. Please mark which one you want us to consider. Remember, we will only accept one application per person per session. Be sure to put your initials only at the top of this page.

1. Basic Blending


Please color one circle so it looks like a ball, using either two or three colors. Indicate where your light is coming from.



Colors used:

2. Feather Blending


Please color one of the rectangles with two colors that are opposite each other on a color wheel such that you get a smooth blend. (i.e. a V and Y, or G and R)



Colors used:

3. Tip to tip Blending


Please shade one flower using the tip to tip or palette blending technique.



Colors used:

4. Colorless Blender

Demonstrate 3 uses of the colorless blender. Please list colors used and the technique you are showing for each.



Technique:

Technique:

Technique:

Technique:

Technique:

Colors used:

Colors used:

Colors used:

Colors used:

Colors used: